



# CAPS & DAMPERS

REV: 10/18/22



## TABLE OF CONTENTS

### Chimney Caps - Wood

- HYC..... 2
- HYC Custom Caps..... 5
- Vacustack ..... 7
- Weathershield ..... 6

### Other

- Chimney Top Dampers..... 8
- Exhausto Fans ..... 10

## Single Flue Chimney Caps



Black Painted Chimney Cap



Stainless Steel Chimney Cap



Copper Chimney Cap

### Black Painted Galvanized Steel Features

- Seven-year Limited Warranty
- 24 Gauge Single Piece Galvanized Steel Hood with Scalloped Corners and Drip Edge
- 14 Gauge Galvanized Steel Base for Extra Strength
- 18 Gauge 3/4" Expanded Galvanized Steel Mesh
- Attractive Black Powder Coated Paint Finish
- Slotted Hex-Head Bolts
- Expanded Metal Mesh turned inward at base to allow cover to rest firmly on tile closing any openings around tile
- Outside mounting provides greater free air-space for better draft
- Optional: Heavy-Duty Leg Kit (for use when flue tile does not extend above crown.)

### 304 Stainless Steel Features

- Hy-C Lifetime Limited Warranty
- 100% Stainless Steel
- 24 Gauge Single Piece Stainless Steel Hood with Scalloped Corners and Roll Formed Edges
- 16 Gauge Stainless Steel Base for Extra Strength
- 18 Gauge 3/4" Expanded Stainless Steel Mesh
- Stainless Steel Slotted Hex-Head Bolts
- Expanded Metal Mesh turned inward at base to allow cover to rest firmly on tile closing any openings around tile
- Outside mounting provides greater free air-space for better draft
- Optional: Heavy-Duty Leg Kit (for use when flue tile does not extend above crown.)

### Copper Features

- Hy-C Lifetime Limited Warranty
- 24 Gauge Single Piece 100% Copper Hood with Scalloped Corners and Roll Formed Edges
- 18 Gauge 3/4" Expanded 100% Copper Mesh
- Removable Hood for Easy Chimney Cleaning
- 16 Gauge Copper Plated Stainless Steel Base for Extra Strength
- Slotted Hex-Head Copper Plated Stainless Steel Mounting Bolts
- Outside Band Mounting provides greater free air-space for better draft
- Expanded Metal Mesh turned inward at base to allow cover to rest firmly on tile closing any openings around tile

See page 7 for item numbers, dimensions and prices.

## Black Painted Galvanized Steel

Item No	Description	Fits Outside Tile Dimension	Retail
CBO99	9" X 9" Black Painted	7 1/2" x 7 1/2" to 9 1/2" x 9 1/2"	\$90
CBO913	9" X 13" Black Painted	7 1/2" x 11 1/2" to 9 1/2" x 13 1/2"	\$93
CBO918	9" X 18" Black Painted	7 1/2" x 16 1/2" to 9 1/4" x 18 1/4"	\$99
CBO1313	13" X 13" Black Painted	11 1/2" x 11 1/2" to 13 1/2" x 13 1/2"	\$101
CBO1318	13" X 18" Black Painted	11 1/2" x 16 1/2" to 13 1/4" x 18 1/4"	\$128
CBO1818	18" X 18" Black Painted	16 1/2" x 16 1/2" to 18" x 18"	\$137
SSLK	Leg Kit, Stainless Steel	Option to convert to inside fit	\$24

## 304 Stainless Steel

Item No	Description	Fits Outside Tile Dimension	Retail
SS99	9" X 9" Stainless Steel	7 1/2" x 7 1/2" to 9 1/2" x 9 1/2"	\$140
SS913	9" X 13" Stainless Steel	7 1/2" x 11 1/2" to 9 1/2" x 13 1/2"	\$168
SS918	9" X 18" Stainless Steel	7 1/2" x 16 1/2" to 9 1/4" x 18 1/4"	\$224
SS1313	13" X 13" Stainless Steel	11 1/2" x 11 1/2" to 13 1/2" x 13 1/2"	\$252
SS1318	13" X 18" Stainless Steel	11 1/2" x 16 1/2" to 13 1/4" x 18 1/4"	\$336
SS1818	18" X 18" Stainless Steel	16 1/2" x 16 1/2" to 18" x 18"	\$364
SSLK	Leg Kit, Stainless Steel	Option to convert to inside fit	\$24

### Multi-Pack (4 per pack) 304 Stainless Steel

Item No	Description	Fits Outside Tile Dimension	Retail
MPSS99	9" X 9" Stainless Steel, 4 per pack	7 1/2" x 7 1/2" to 9 1/2" x 9 1/2" (Retail \$80.25 ea)	\$618/4 pack
MPSS913	9" X 13" Stainless Steel, 4 per pack	7 1/2" x 11 1/2" to 9 1/2" x 13 1/2" (Retail \$92.00 ea)	\$647/4 pack
MPSS1313	13" X 13" Stainless Steel, 4 per pack	11 1/2" x 11 1/2" to 13 1/2" x 13 1/2" (Retail \$103.75 ea)	\$733/4 pack

## Copper

Item No	Description	Fits Outside Tile Dimension	Retail
CP99*	9" X 9" Copper	7 1/2" x 7 1/2" to 9 1/2" x 9 1/2"	\$429
CP913*	9" X 13" Copper	7 1/2" x 11 1/2" to 9 1/2" x 13 1/2"	\$445
CP1313*	13" X 13" Copper	11 1/2" x 11 1/2" to 13 1/2" x 13 1/2"	\$475
CP1318*	13" X 18" Copper	11 1/2" x 16 1/2" to 13 1/4" x 18 1/4"	\$506


\*Special Order



Leg Kit in use, Stainless Steel



Multi-Pack (4), Stainless Steel



BigTop Chimney Cap, Stainless Steel

### Common Features

- Hy-C Lifetime Limited Warranty
- Removable Hood for Easy Chimney Cleaning
- Heavy Duty Welded Construction
- Scalloped Corners and Roll-Formed Edges add to the style and safety
- Some assembly required
- Knocked Down BigTops are assembled at the factory before shipping to assure the proper fit of all parts
- Tapmark Masonry Screws and Tube(s) of adhesive included (a combination of both methods of attachment is recommended.)
- Available in custom made sizes - see page 9
- Black and Stainless Steel available in 10" and 14" heights, Copper available in 12" and 14" heights.

### Stainless Steel, BigTop

Item No	Description	Screen to Screen Size	Hood Size	Standard Height	Retail
BT1319	13" x 19" Stainless Steel BigTop	13 x 19	20 ¼ x 25 ¼	8"	\$218
BT1414	14" x 14" Stainless Steel BigTop	14 x 14	20 ¼ x 20 ¼	8"	\$205
BT1421K	14" x 21" Stainless Steel BigTop	14 x 21	22 ¼ x 34 ½	8"	\$241
BT1426K	14" x 26" Stainless Steel BigTop	14 x 26	22 ¼ x 34 ½	8"	\$265
BT1434K	14" x 34" Stainless Steel BigTop	14 x 34	22 ¼ x 46 ½	8"	\$304
BT1537K	15" x 37" Stainless Steel BigTop	15 x 37	22 ¼ x 46 ½	8"	\$313
BT1717	17" x 17" Stainless Steel BigTop	17 x 17	25 ¼ x 25 ¼	8"	\$232
BT1729K	17" x 29" Stainless Steel BigTop	17 x 29	22 ¼ x 34 ½	8"	\$301
BT1741K	17" x 41" Stainless Steel BigTop	17 x 41	22 ¼ x 46 ½	8"	\$337
BT1749K	17" x 49" Stainless Steel BigTop	17 x 49	22 ¼ x 58 ¼	8"	\$398
BT1753K	17" x 53" Stainless Steel BigTop	17 x 53	22 ¼ x 58 ¼	8"	\$421

Fax to: 585.492.2785  
 Call for Quote & Lead Time

Special Order - NO Returns

Quote

Order



Band-Around Model (Requires Assembly)

### Band-Around

The hood overhangs masonry approximately *three inches* on both sides and ends. The cover attaches securely to the chimney with a 2 1/2" drawband. Four adjustable corner clamps provide ample flexibility for proper fit. Available in Aluminum and Stainless Steel.  
 Maximum Base Size: 48" Wide x 96" Long

### BigTop

See page 4 for images and description.

Maximum Sizes: Copper: 40" W x 88" L, Stainless Steel: 40" W x 88" L, Black: 29" W x 60" L



Skirt Type, Aluminum Model Design (Requires Assembly)



Skirt Type, Copper & Stainless Steel Model Design (Requires Assembly)

### Skirt Type

The hood overhangs masonry approximately *one inch* on both sides and ends. 4 1/4" skirt protects cement crown from deterioration due to weather. Available in Aluminum, Stainless Steel, and Copper.  
 Maximum Base Size: 60"W x 96"L

## How to Order:

1. Measure the outside dimensions of all four sides of the top row of brick. We MUST have all four dimensions and they MUST be exact; to the nearest 1/8 of an inch.
2. Measure the tile height from the top of the first row of brick, to the top of the tallest tile.

### Style

- Band-Around** (Outside Mount)
- Skirt Type** (Outside Mount)
- BigTop** (Crown Mount)

### Metal Type

- Aluminum**
- Stainless Steel**
- Copper**  
*Not available in Band-Around*
- Black**  
*Only available in BigTop*

Date: \_\_\_\_\_

Store Name: \_\_\_\_\_

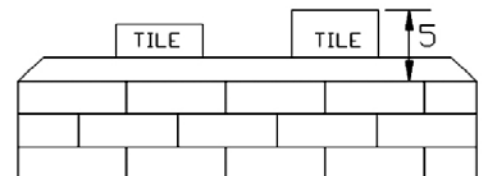
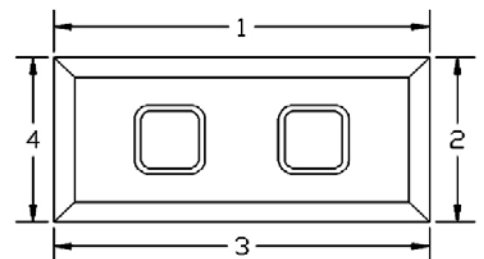
Contact Name: \_\_\_\_\_

Phone Number: \_\_\_\_\_

PO Number: \_\_\_\_\_

### Dimensions *Outside Chimney Dimensions (top row of brick)*

1. Length (position 1)
2. Width (clockwise from 1)
3. Length (clockwise from 2)
4. Width (clockwise from 3)
5. Tile Height (from top of brick\*)

If measuring for BigTop Model (Crown Mount), measure Tile Height from top of crown.



**Universal After Market Caps  
Fits Any Brand of Round Chimney!**

## WeatherShield Model WSA

**(For Class A Double Wall Packed Insulated Chimney, Single Wall Liner and Masonry Chimneys)**

For any brand round chimney other than air-cooled (air-cooled chimneys use WSA-TDW) and masonry chimneys. An exclusive spring-tension connector assures a self-adjusting secure fit.

Item No	Description	Inside Flue Diameter	Maximum Outside Diameter	Retail
WSA-6	6" Round Cap*	6"	13"	\$162
WSA-7	7" Round Cap*	7"	13"	\$162
WSA-8	8" Round Cap*	8"	13"	\$162
WSA-9*	9" Round Cap*	9"	16"	\$217
WSA-10	10" Round Cap*	10"	16"	\$217

\*Masonry chimneys require an adapter - See Adapters Below



Model WSA for Class A Double Wall Packed Insulated Chimney, Single Wall Liner, and Masonry Chimneys

## WeatherShield Model WSA-TDW

**(For Air-Cooled Double Wall and Triple Walled Chimneys)**

For air-cooled chimneys. The TDW line assures a self-adjusting secure wind-resistant fit, without interfering with the convection cooling features of air cooled chimneys. The spring-tension connector enables TDW Weather-Shields to fit Double Wall and Triple Wall Air Cooled Chimneys.

Item No	Description	Inside Flue Diameter	Maximum Outside Diameter	Retail
WSA-6TDW	6" Round Cap	6"	16"	\$319
WSA-7TDW	7" Round Cap	7"	16"	\$319
WSA-8TDW	8" Round Cap	8"	16"	\$319
WSA-10TDW	10" Round Cap	10"	16"	\$319




Model WSA-TDW for Air-Cooled Chimneys  
Bottom Plate is 16" O.D.

## Adapters

*(Use with Caps Requiring an Adapter)*

Item No	Description	Top Plate	Retail
AD-6	6" Masonry Adapter	10"x10"	\$81
AD-614	6" Masonry Adapter	10"x14"	\$63
AD-7	7" Masonry Adapter	10" x10"	\$81
AD-714	7" Masonry Adapter	10"x14"	\$63
AD-8	8" Masonry Adapter	14"x14"	\$91
AD-9*	9" Masonry Adapter	14"x14"	\$91
AD-10	10" Masonry Adapter	14"x14"	\$91

\*Special Order



A Masonry Adapter is required for installations of a WeatherShield on square or rectangular chimneys.

The Solution for Chimney Draft Problems.

## Vacu-Stack Model VSS

**(For Class A Double Wall Packed Insulated Chimney, Single Wall Liner and Masonry Chimneys)**

This is the premier cap for solving common wind-related chimney draft problems caused by conditions such as hills and mountains in the vicinity, tall trees near the chimney, or tall buildings nearby. For round chimneys other than air cooled and for masonry chimneys using the ICP masonry adapter.

Item No	Description	Retail
VSS-3*	3" Round Vacu-Stack*	\$180
VSS-4*	4" Round Vacu-Stack*	\$193
VSS-6	6" Round Vacu-Stack*	\$222
VSS-7	7" Round Vacu-Stack*	\$225
VSS-8	8" Round Vacu-Stack*	\$271
VSS-10	10" Round Vacu-Stack*	\$396

\*Masonry chimneys require an adapter - See Adapters Below



VSS Model  
for Class A Double Wall Packed Insulated Chimney,  
Single Wall Liner, and Masonry Chimney



VSS-TDW Model  
for Air-Cooled Chimneys  
Bottom Plate is 16" O.D.



VSS Model Installed  
in Chimney with Masonry Adapter

## Vacu-Stack Model VSS-TDW

**(For Air-Cooled Double Wall and Triple Walled Chimneys)**

This is the premier cap for solving common wind-related chimney draft problems caused by conditions such as hills and mountains in the vicinity, tall trees near the chimney, or tall buildings nearby.

Item No	Description	Bottom Plate	Retail
VSS-6TDW	6" Round Air-Cooled Vacu-Stack	16"	\$376
VSS-8TDW	8" Round Air-Cooled Vacu-Stack	16"	\$421

## Vacu-Stack for Rectangle Flues

**(For Masonry Chimneys)**


Item No	Description	Top Plate	Retail
VSS-812	6" x 10" Oval w/Adapter	10"x14"	\$354

## Adapters

*(Use with Caps Requiring an Adapter)*

Item No	Description	Top Plate	Retail
AD-6	6" Masonry Adapter	10"x10"	\$81
AD-614	6" Masonry Adapter	10"x14"	\$63
AD-7	7" Masonry Adapter	10" x10"	\$81
AD-714	7" Masonry Adapter	10"x14"	\$63
AD-8	8" Masonry Adapter	14"x14"	\$91
AD-9*	9" Masonry Adapter	14"x14"	\$91
AD-10	10" Masonry Adapter	14"x14"	\$91

\*Special Order



A Masonry Adapter is required for installations of a VacuStack on square or rectangular chimneys.

# Dampers

## Chimney Top Dampers

The Energy Top Dampers are a low-profile top mounted damper that also serves as a chimney cap. Helps prevent heat loss. Attaches to the top of the chimney's flue tile liner. Provides a tight, gasketed fit that seals in your heat and seals out weather, insects, birds & animals. A slight pull on the chain releases the spring-loaded top into the open position when you're ready to burn your fireplace. Constructed of stainless steel & aluminum so components will not rust or corrode. Lifetime Warranty.

### Energy Top Damper

Damper comes with 30' of cable, fireplace mounting bracket with cool-touch spring handle and mounting adhesive and hardware.

Item No	Description	Fits Inside Flue Sizes	Retail
ET88*	8" x 8"	7" x 7" to 10" x 10"	\$329
ET817*	8" x 17"	7" x 15" to 10" x 18"	\$411
ET913	9" x 13"	7" x 10" to 10" x 13"	\$359
ET1313	13" x 13"	10" x 10" to 13" x 13"	\$372
ET1318*	13" x 18"	10" x 15" to 13" x 18"	\$450
ET1818*	18" x 18"	15" x 15" to 18" x 18"	\$506

### Replacement Parts

Item No	Description	Retail
ETIK	Hardware Pack (Includes: chain assembly, bracket, nail anchors and silicone)	\$27
ETTD50	50' Cable	\$27



### Energy Top PLUS Damper

Damper comes with 30' of cable, fireplace mounting bracket with cool-touch spring handle and mounting adhesive and hardware.

Item No	Description	Fits Inside Flue Sizes	Retail
ETP913	9" x 13"	7" x 10" to 10" x 13"	\$579
ETP1313	13" x 13"	10" x 10" to 13" x 13"	\$618
ETP1318*	13" x 18"	10" x 15" to 13" x 18"	\$690
ETP1818*	18" x 18"	15" x 15" to 18" x 18"	\$899

### Replacement Parts

Item No	Description	Retail
ETIK	Hardware Pack (Includes: chain assembly, bracket, nail anchors and silicone)	\$23
ETTD50	50' Cable	\$27



Energy Top PLUS Damper  
Features a stainless steel spark arrester chimney cap.

\*Special Order



## Top Damper

The Top Damper effectively seals in "paid" energy dollars. It mounts to the chimney top and seals with a flat rubber gasket when closed. The Top Damper is constructed of premium stainless steel and cast-aluminum and won't rust like conventional cast-iron dampers. The control mounts in the firebox for quick and easy access and defaults to the open position. Low Profile design when closed. Lifetime Warranty.

Damper includes 30' cable which can be cut to adjust for a perfect fit, fireplace bracket and cool-touch spring handle and mounting adhesive.

Item No	Description	Fits Inside Flue Dimensions	Retail
TD88	8" x 8"	6" x 6" up to 9" x 9"	\$330
TD913	8" x 13"	6" x 9" up to 9 1/2" x 12 1/2"	\$335
TD817*	8" x 17"	6" x 14" up to 9" x 17 1/2"	\$420
TD1313	13" x 13"	9" x 9" up to 12 1/2" x 12 1/2"	\$346
TD1318	13" x 18"	9" x 14" up to 12 1/2" x 17 1/2"	\$453
TD1818	18" x 18"	14" x 14" up to 17 1/2" x 17 1/2"	\$540



Top Damper, Open

## Replacement Parts

Item No	Description	Retail
ETTD50	50' Cable	\$27

## Seal Tight Damper

The Seal Tight damper is a low-profile top mounted damper that also serves as a chimney cap. Replaces leaky throat dampers. Easily accessible handle mounts inside of fireplace. Constructed of stainless steel and aluminum so components will not rust or corrode. Low Profile Design makes these dampers virtually invisible from the ground. Lifetime Warranty.

Damper includes 30' of Cable which can be cut for perfect fit, fireplace bracket and cool-touch spring handle and mounting adhesive and hardware.

Item No	Description	Min. Outer Dimension of Flue Tile	Max. Outer Dimension of Flue Tile	Retail
ST88*	8" x 8"	6 3/4" x 6 3/4"	9" x 9"	\$262
ST817*	8" x 17"	6 1/4" x 14 1/2"	8 3/4" x 16 3/4"	\$292
ST913	9" x 13"	6 1/2" x 10 1/2"	9" x 12 3/4"	\$263
ST1216*	12" x 16"	9 1/4" x 13"	11 3/4" x 15 1/2"	\$344
ST1313	13" x 13"	10 1/8" x 10 1/8"	12 3/4" x 12 3/4"	\$275
ST1318*	13" x 18"	9 5/8" x 15"	12 3/4" x 17 1/2"	\$327
ST1818*	18" x 18"	15" x 15"	17 3/4" x 17 3/4"	\$428



Seal Tight Damper, Closed



Seal Tight Damper, Open

## Replacement Parts

Item No	Description	Retail
ETTD50	50' Cable	\$27

\*Special Order



## Exhausto Fans

The RS Chimney Fans are exhaust fans used to maintain proper draft in a gas, oil or solid fuel chimney. Typical applications are fireplaces, BBQ's, pizza ovens & stoves. Designed for applications where efficient operation, low noise level, low energy consumption, variable speed and compact design are of utmost importance. Can be mounted on masonry or metal chimneys, typically in the vertical position.

Includes: Junction Box w/ Cover & Conduit, Fiber Mat & Mounting Brackets, Bird Screen & 5 Amp Fan Speed Control

Item No	Model	Base Dimensions	CFM	Fuel Type	Retail
101.0299.1200	RS9	11.7" x 11.7"	450	Gas/Oil	\$2,430
101.0499.1200	RS12	14.3" x 14.3"	950	Gas/Oil	\$2,868
101.0699.1200	RS14	16.6" x 16.6"	1400	Gas/Oil	\$3,083
101.0899.1200	RS16	18.8" x 18.8"	1950	Gas/Oil	\$4,477
102.0299.1200	RSHT009	11.7" x 11.7"	290	Wood/Pellet/Coal	\$2,848
102.0499.1200	RSHT012	14.3" x 14.3"	550	Wood/Pellet/Coal	\$3,361
102.0699.1200	RSHT014	16.6" x 16.6"	880	Wood/Pellet/Coal	\$3,615
102.0899.1200	RSHT016	18.8" x 18.8"	1460	Wood/Pellet/Coal	\$5,249

## Steel Chimney Adapter

Adapters are used to provide support for the installation on a round steel chimney. Consists of a square mounting plate and a round collar that can slide into the chimney for a tight fit.

### For RS9 / RSHT009

Item No	Description	Retail
221.0300.2005	5" Adapter	\$364
221.0300.2006	6" Adapter	\$364
221.0300.2008	8" Adapter	\$364
221.0300.2010	10" Adapter	\$347
221.0300.2012	12" Adapter	\$442



RS Exhausto Fan

### For RS12 / RS14 / RSHT012 / RSHT014

Item No	Description	Retail
221.0300.3006	6" Adapter	\$364
221.0300.3008	8" Adapter	\$364
221.0300.3010	10" Adapter	\$347
221.0300.3012	12" Adapter	\$442
221.0300.3014	14" Adapter	\$442



RSHT Exhausto Fan

### For RS16 / RSHT016

Item No	Description	Retail
221.0300.4008	8" Adapter	\$452
221.0300.4010	10" Adapter	\$442
221.0300.4012	12" Adapter	\$442
221.0300.4014	14" Adapter	\$442
221.0300.4016	16" Adapter	\$442
221.0300.4018	18" Adapter	\$442
221.0300.4020	20" Adapter	\$774
221.0300.4022	22" Adapter	\$774
221.0300.4024	24" Adapter	\$774



Steel Chimney Adapter