




Scan QR Code
for current
pricing.

BROMIC OUTDOOR HEATING

ELECTRIC | GAS

REV: 08/01/25



LITERATURE

Item #	Description
MKT00007	Full Line Catalog
MKT00017	Tungsten Smart Heat, Gas
MKT00018	Smart Heat Platinum, Gas
MKT00011	Eclipse Smart Heat, Electric
MKT00010	Eclipse Smart Heat, Portable
MKT00012	Tungsten Smart Heat, Electric

TABLE OF CONTENTS

BROMIC - ELECTRIC

Tungsten Smart-Heat	2
Platinum Smart-Heat	4
Platinum Smart-Heat Marine Grade	6
Eclipse Smart-Heat.....	8
Eclipse Smart-Heat Portable	8

BROMIC - GAS

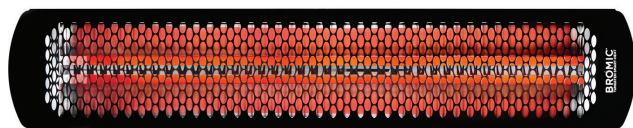
Tungsten Smart-Heat	10
Platinum Smart-Heat	12
Tungsten Smart-Heat Portable.....	14

CONTROLLERS


Affinity Smart-Heat Controls.....	16
On/Off Switches.....	17

HEAT PLANNING GUIDE

Heat Planning Guide Form.....	18
-------------------------------	----



Tungsten Smart-Heat Electric, Black

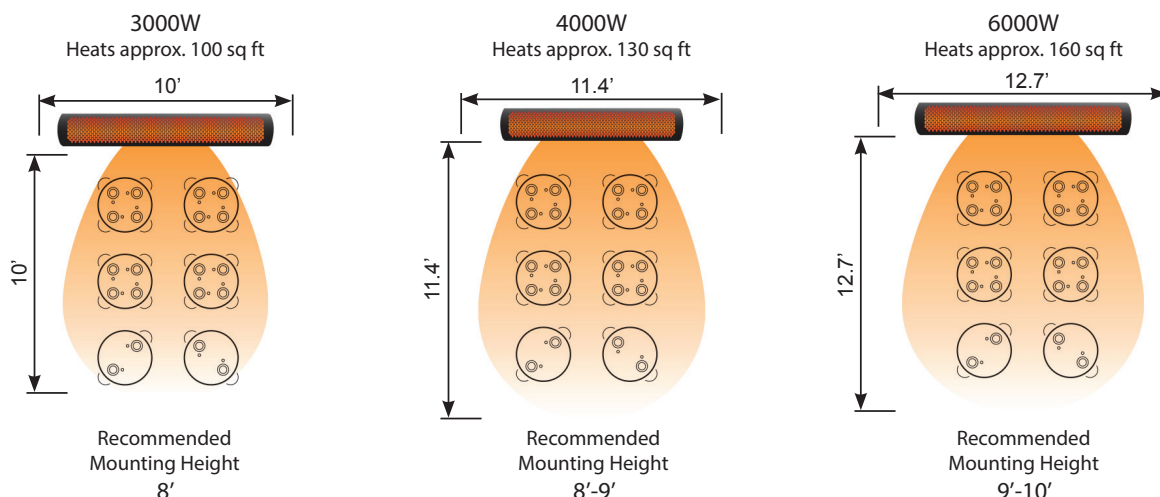



Tungsten Smart-Heat Electric, White

FEATURES

- **High Performance Mesh Screen:** The Tungsten's unique front cover manipulates infrared energy to maximize performance while achieving a superior spread of heat.
- **Ultra-Durable Quartz Element:** Translucent fused quartz houses a thick steel coil to create a high-output, durable element that emits a soft red glow.
- **Parabolic Specular Reflector (PSR):** A mirror-finish anodized rear reflector directs lost infrared energy back towards the target, maximizing performance and efficiency.
- **Precise Directional Heating:** Accurately alter coverage through simple bracket adjustment. (Mounting Brackets Included)

DIMENSIONS



TUNGSTEN SMART-HEAT ELECTRIC

208, 240 & 277 VOLTS



Scan QR Code to view
details on Tungsten Smart-Heat

TUNGSTEN SMART-HEAT ELECTRIC

Heaters include mounting brackets that can be used for both wall and ceiling installations.
Recommended to be purchased with Bromic Controls.

208V

Item #	Watts	Color	Volts	Amps	Element	Retail
BH0420034	4000W	Black	208V	19.23A	Dual	\$989
BH0420037	4000W	White	208V	19.23A	Dual	\$1,009
BH0420035	6000W	Black	208V	28.85A	Dual	\$1,139
BH0420036	6000W	White	208V	28.85A	Dual	\$1,169
BH8180017	2000W	-	208V	9.62A	Replacement	\$219
BH8180016	3000W	-	208V	14.42A	Replacement	\$259

240V

Item #	Watts	Color	Volts	Amps	Element	Retail
BH0420031	3000W	Black	240V	12.50A	Single	\$899
BH0420032	4000W	Black	240V	16.60A	Dual	\$929
BH0420012	4000W	White	240V	16.60A	Dual	\$959
BH0420033	6000W	Black	240V	25.00A	Dual	\$1,089
BH0420013	6000W	White	240V	25.00A	Dual	\$1,109
BH8180001	2000W	-	240V	8.30A	Replacement	\$219
BH8180002	3000W	-	240V	12.50A	Replacement	\$259

277V

Item #	Watts	Color	Volts	Amps	Element	Retail
BH0420042	4000W	Black	277V	14.44A	Dual	\$989
BH0420044	4000W	White	277V	14.44A	Dual	\$1,009
BH0420043	6000W	Black	277V	21.66A	Dual	\$1,139
BH0420045	6000W	White	277V	21.66A	Dual	\$1,169
BH8180015	2000W	-	277V	7.22A	Replacement	\$219
BH8180014	3000W	-	277V	10.83A	Replacement	\$259

CEILING MOUNT OPTIONS

Item #	Description	Pair With	Color	Framing Dimensions	Retail
BH8180010	Recess Kit	4000W	Black	20"H x 14.5"W x 46"L	\$769
BH8180096	Recess Kit	4000W	White	20"H x 14.5"W x 46"L	\$859
BH8180011	Recess Kit	3000W & 6000W	Black	20"H x 14.5"W x 57.5"L	\$849
BH8180095	Recess Kit	3000W & 6000W	White	20"H x 14.5"W x 57.5"L	\$949
BH8180012	Suspension Kit, Black (3' extension to drop the heaters 3' from the ceiling)				\$459
BH3130006	Suspension Kit, White (3' extension to drop the heaters 3' from the ceiling)				\$469

CONTROLS (Optional - See page 16-17 for more details.)



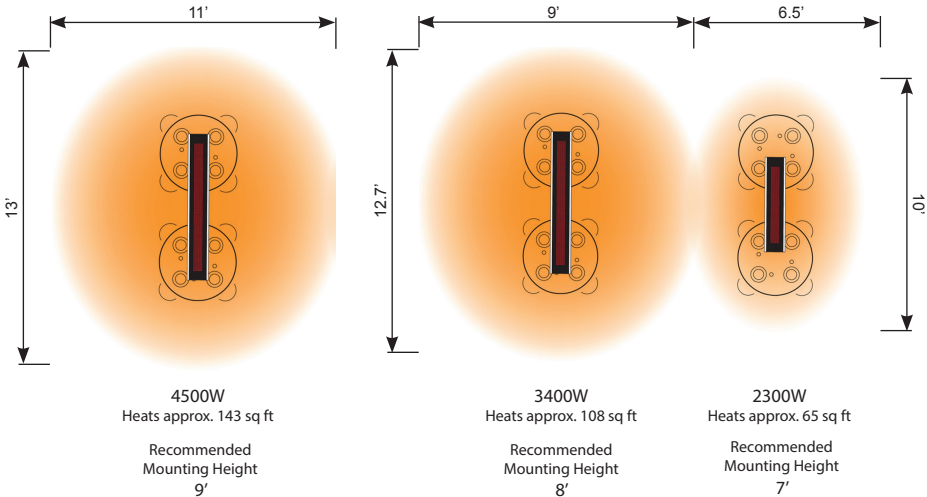
Platinum Smart-Heat Electric, Black



Platinum Smart-Heat Electric, White


FEATURES

- **Tinted Glass-Ceramic Screen:** The Platinum’s signature screen spreads comfort evenly across an area while minimizing light emission.
- **Wafer-Thin Design:** Wall, ceiling and flush-mounting options allow subtle placement of this compact heater practically anywhere!
- **Subtle Aesthetics:** Elegantly understated to create comfort while blending into the environment.
- **Precise Directional Heating:** Accurately alter coverage through simple bracket adjustment. (Mounting Bracket Included)

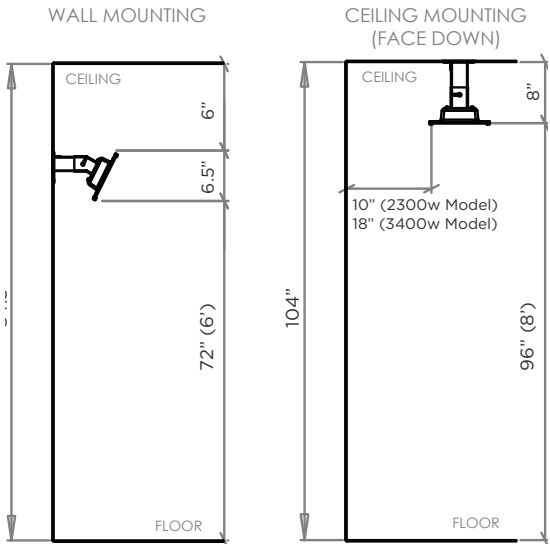


DIMENSIONS

Model	A	B	C	D
2300W	33"	7"	2"	8"
3400W	50.2"	7"	2"	8"
4500W	53.2"	10.1"	2"	8"



MINIMUM INSTALLATION CLEARANCES



Scan QR Code to view details on
Traditional &
Low Clearance
Platinum Recess Kits



PLATINUM SMART-HEAT ELECTRIC

208 & 240 VOLTS

PLATINUM SMART-HEAT ELECTRIC

Heaters include mounting brackets that can be used for both wall and ceiling installations.
Recommended to be purchased with Bromic Controls.

208V

Item #	Watts	Color	Volts	Amps	Dimensions	Retail
BH0320019*	2300W	Black	208V	11.1A	33"W x 7"H	\$1,399
BH0320020*	2300W	White	208V	11.1A	33"W x 7"H	\$1,519
BH0320021	3400W	Black	208V	16.3A	50.2"W x 7"H	\$2,009
BH0320022	3400W	White	208V	16.3A	50.2"W x 7"H	\$2,179
BH3622004	4500W	Black	208V	21.6A	53.2"W x 10.1"H	\$2,529
BH3622005	4500W	White	208V	21.6A	53.2"W x 10.1"H	\$2,689

240V

Item #	Watts	Color	Volts	Amps	Dimensions	Retail
BH0320003	2300W	Black	240V	9.6A	33"W x 7"H	\$1,399
BH0320007	2300W	White	240V	9.6A	33"W x 7"H	\$1,519
BH0320005	3400W	Black	240V	14.2A	50.2"W x 7"H	\$2,009
BH0320008	3400W	White	240V	14.2A	50.2"W x 7"H	\$2,179
BH3622000	4500W	Black	240V	18.8A	53.2"W x 10.1"H	\$2,529
BH3622001	4500W	White	240V	18.8A	53.2"W x 10.1"H	\$2,689

CEILING MOUNT OPTIONS (Stainless Steel)

Item #	Description	Pair With	Framing Dimensions	Retail
BH3130017	Recess Kit	2300W	10"H x 9.1"W x 34.2"L	\$489
BH3130027	Recess Kit	3400W	10"H x 9.1"W x 51.4"L	\$579
BH3623000	Recess Kit	4500W	13.8"H x 11.8"W x 54.3"L	\$659
BH3623009*	Low Clearance Recess Kit	2300W	7.1"H x 9.4"W x 39.2"L	\$1,199
BH3623008	Low Clearance Recess Kit	3400W	7.1"H x 9.4"W x 56.3"L	\$1,269
BH3623012	Low Clearance Recess Kit	4500W	7.1"H x 12.4"W x 61"L	\$1,689
BH3130023	Suspension Kit, 24"	2300W & 3400W	-	\$361
BH3130024	Suspension Kit, 48"	2300W & 3400W	-	\$479
BH3623020	Suspension Kit, 24"	4500W	-	\$361
BH3623021	Suspension Kit, 48"	4500W	-	\$479

*Special Order

CONTROLS (Optional - See page 16-17 for more details.)

PLATINUM SMART-HEAT ELECTRIC

MARINE GRADE (316 Stainless Steel)



BROMIC
HEATING



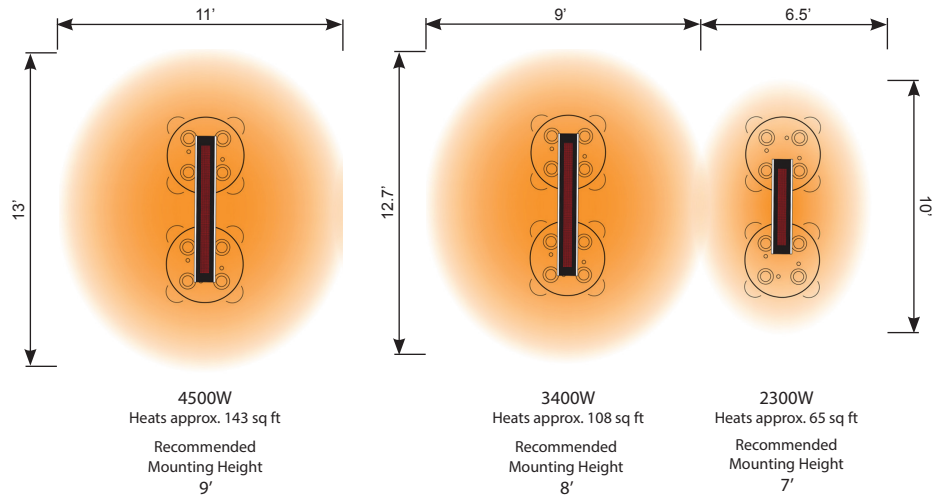
Platinum Smart-Heat Electric, Black



Platinum Smart-Heat Electric, White


FEATURES

- **Tinted Glass-Ceramic Screen:** The Platinum's signature screen spreads comfort evenly across an area while minimizing light emission.
- **Wafer-Thin Design:** Wall, ceiling and flush-mounting options allow subtle placement of this compact heater practically anywhere!
- **Subtle Aesthetics:** Elegantly understated to create comfort while blending into the environment.
- **Precise Directional Heating:** Accurately alter coverage through simple bracket adjustment. (Mounting Bracket Included)

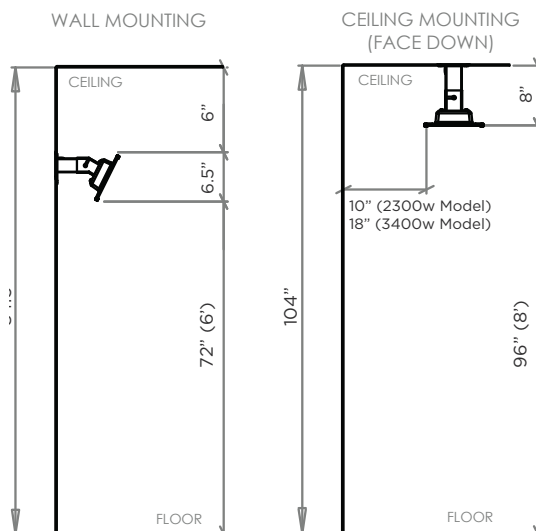


DIMENSIONS

Model	A	B	C	D
2300W	33"	7"	2"	8"
3400W	50.2"	7"	2"	8"
4500W	53.2"	10.1"	2"	8"



MINIMUM INSTALLATION CLEARANCES



Scan QR Code to view details on
**Traditional & Low Clearance
Platinum Recess Kits**





MARINE GRADE (316 Stainless Steel)

208 & 240 VOLTS

PLATINUM SMART-HEAT MARINE GRADE (Marine Grade 316 Stainless Steel)

Marine Grade Platinum heaters are made with high quality AISI316-grade stainless-steel. These will provide superior resistance to the corrosive elements that marine and coastal environments demand. Includes the mounting bracket for both wall and ceiling installations. Recommended to be purchased with Bromic Controls.

208V

Item #	Watts	Color	Volts	Amps	Dimensions	Retail
BH0320023*	2300W	Black	208V	11.1A	33"W x 7"H	\$3,339
BH0320024*	2300W	White	208V	11.1A	33"W x 7"H	\$3,419
BH0320025*	3400W	Black	208V	16.3A	50.2"W x 7"H	\$4,389
BH0320026*	3400W	White	208V	16.3A	50.2"W x 7"H	\$4,459
BH3622006*	4500W	Black	208V	21.6A	53.2"W x 10.1"H	\$5,299
BH3622007*	4500W	White	208V	21.6A	53.2"W x 10.1"H	\$5,379

240V

Item #	Watts	Color	Volts	Amps	Dimensions	Retail
BH0320015*	2300W	Black	240V	9.6A	33"W x 7"H	\$3,339
BH0320017*	2300W	White	240V	9.6A	33"W x 7"H	\$3,419
BH0320016	3400W	Black	240V	14.2A	50.2"W x 7"H	\$4,389
BH0320018	3400W	White	240V	14.2A	50.2"W x 7"H	\$4,459
BH3622002	4500W	Black	240V	18.8A	53.2"W x 10.1"H	\$5,299
BH3622003	4500W	White	240V	18.8A	53.2"W x 10.1"H	\$5,379

CEILING MOUNT OPTIONS (Marine Grade 316 Stainless Steel)

Item #	Description	Pair With	Framing Dimensions	Retail
BH3130034*	Recess Kit	2300W	10"H x 9.1"W x 34.2"L	\$779
BH3130035	Recess Kit	3400W	10"H x 9.1"W x 51.4"L	\$929
BH3623001	Recess Kit	4500W	13.8"H x 11.8"W x 54.3"L	\$1,069
BH3623011*	Low Clearance Recess Kit	2300W	7.1"H x 9.4"W x 39.2"L	\$1,579
BH3623010	Low Clearance Recess Kit	3400W	7.1"H x 9.4"W x 56.3"L	\$1,739
BH3623013	Low Clearance Recess Kit	4500W	7.1"H x 12.4"W x 61"L	\$2,579
BH3130046	Suspension Kit, 24"	2300W & 3400W	-	\$579
BH3130047	Suspension Kit, 48"	2300W & 3400W	-	\$749
BH3623022	Suspension Kit, 24"	4500W	-	\$579
BH3623023	Suspension Kit, 48"	4500W	-	\$749

*Special Order

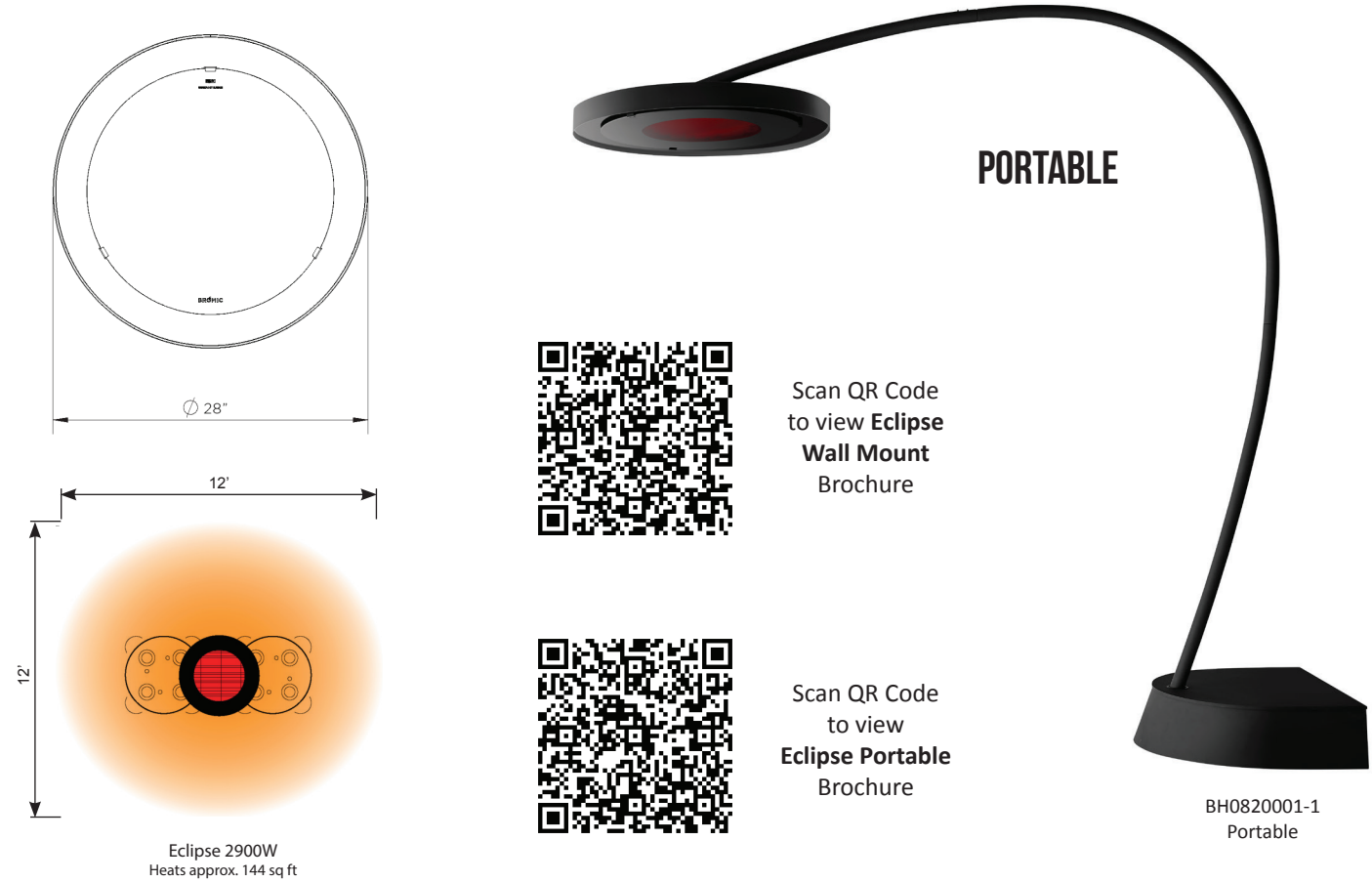
CONTROLS (Optional - See page 16-17 for details.)



FEATURES

- **Unique Design:** Elegantly understated design that complements any design-focused outdoor environment.
- **Precision Control:** Accurately adjust the heat output for complete control over the level of comfort.
- **Dimmable Light:** Complete flexibility over level of brightness for the right amount of ambience.
- **Ceramic Screen:** Spreads heat evenly across any area while minimizing light emission from the heating element.

DIMENSIONS



ECLIPSE SMART-HEAT ELECTRIC - PENDANT

Reimagine the outdoors with the Ceiling Mount Eclipse Smart Heat Heater. Available in six unique mounting options, the Eclipse series adds style, warmth and light to design focused outdoor spaces. Includes Twin 24" Pole.



Item #	Model	Watts	Color	Volts	Amps	Dimensions	Retail
BH0920001-1	Pendant	2900W	Matte Black	240V	12.1A	28" Diameter	\$2,609
BH0920003*	Pendant	2900W	Matte Black	208V	14A	28" Diameter	\$2,609

AFFINITY SMART-HEAT CONTROL

Item #	Description	Retail
BH8380051	One Channel Control, Eclipse Pendant	\$769
BH8380055	Five Channel Control, Eclipse Pendant	\$4,359

Scan QR Code to
view details on
Smart-Heat Control
Eclipse Pendant



CEILING MOUNT OPTIONS

Item #	Description	Retail
BH3230001	8" Straight Ceiling Pole	\$99
BH3230002	24" Straight Ceiling Pole	\$99
BH3230003	24" Twin Straight Ceiling Pole	\$156
BH3230004	24" Curved Ceiling Pole	\$156
BH3230005	48" Straight Ceiling Pole	\$156
BH3230006	61" Wall Mount Pole	\$209

ECLIPSE SMART-HEAT ELECTRIC - PORTABLE

Reimagine the outdoors with the Portable Eclipse Smart Heat Electric Portable heater. Featuring a striking, elegant design. This powerful heater will bring both warmth and light to design focused outdoor spaces. Includes Dimmer Control.

Item #	Model	Watts	Color	Volts	Dimension	Retail
BH0820001-1	Portable	2900W	Matte Black	240V	28" Diameter	\$4,999

*Special Order




TUNGSTEN SMART-HEAT GAS

BROMIC
HEATING



Tungsten 300

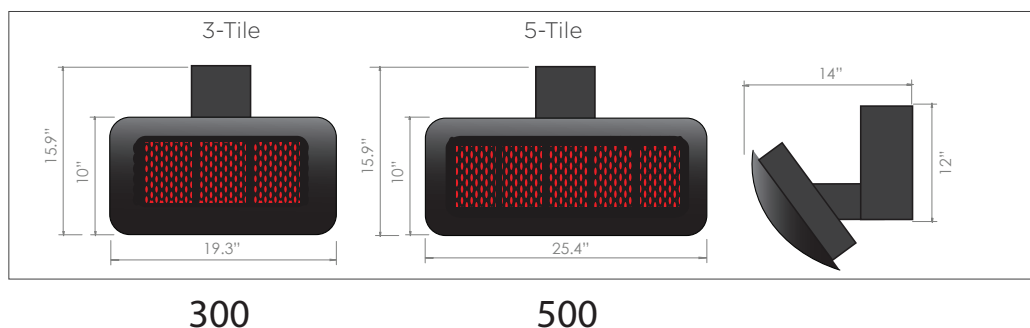


Tungsten 500

FEATURES

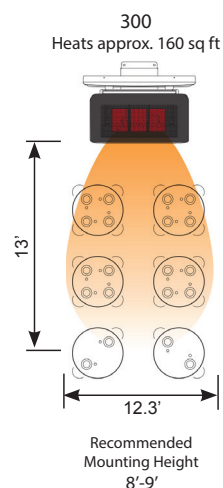
- **Bi-directional Easy-Pivot Arm:** 25° rotation each side.
- **Electronic Ignition:** One or multiple units can be switched on and off simultaneously from a single remote-located switch (non included).
- **Automatic Re-ignition:** Should the heater not re-ignite for any reason, the integrated “Flame Failure Safety Shut-off Control” turns the heater off immediately.
- **Universal Bracket:** Easy upgrade from 300 to 500 model.

DIMENSIONS

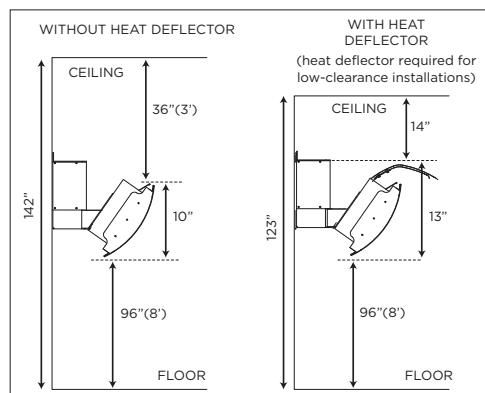


300

500

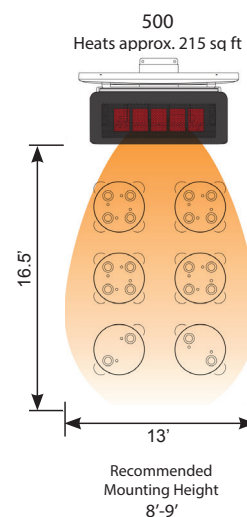
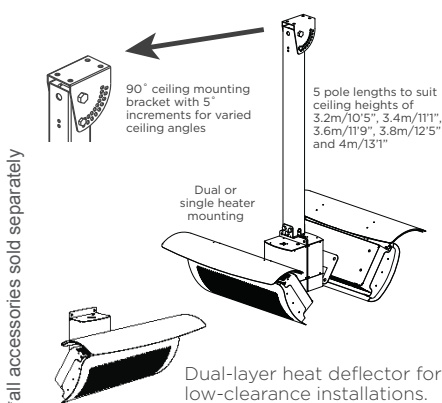


MINIMUM INSTALLATION CLEARANCES



ACCESSORIES*

- Dual-directional ceiling pole
- Ceiling Pole Unit must be mounted 2.5m off the ground (8')
- Dual-layer heat deflector (See part numbers in table below)



TUNGSTEN SMART-HEAT GAS

Includes standard mounting bracket that can be used for both wall and ceiling, power cord for 110V outlet (requires 2 Amps of electricity to operate). Outlets may be controlled by a standard electrical switch. Multiple outlets and/or heaters may be controlled from 1 switch.

Item #	Model	BTU's	Volts	Amps	# of Burner Tiles	Fuel	Retail
BH0210001-1	300 - NG	26,000	110V	2A	3	NG	\$1,699
BH0210002-1	300 - LP	26,000	110V	2A	3	LP	\$1,699
BH0210003-1	500 - NG	43,000	110V	2A	5	NG	\$1,939
BH0210004-1	500 - LP	43,000	110V	2A	5	LP	\$1,939

CEILING MOUNTING OPTIONS (Only available in Black)

Item #	Description	Ceiling Height	Retail
BH3030003	9.69" Ceiling Mount Pole	10' 6"	\$342
BH3030004	13.62" Ceiling Mount Pole	10' 10"	\$342
BH3030005	17.56" Ceiling Mount Pole	11' 2"	\$342
BH3030006	25.43" Ceiling Mount Pole	11' 10"	\$342
BH3030007*	33.31" Ceiling Mount Pole	12' 6"	\$342
BH3030008	41.18" Ceiling Mount Pole	13' 1"	\$342

HEAT DEFLECTORS

Used to minimize the amount of ceiling clearance needed for a heater. See diagram on page 10.

Item #	Description	Retail
BH3030011	Heat Deflector - 300 Series Tungsten	\$279
BH3030012	Heat Deflector - 500 Series Tungsten	\$321


CONTROLS (Optional)

Item #	Description	Control	Bromic App Required	Retail
BH3130010	On/Off Wireless Switch with 8 hour Timer (Can control up to 4 gas heaters simultaneously)	On/Off	✗	\$369
BH3130051	On/Off Affinity Smart-Heat One Channel Control with Timer (Can control up to 10 gas heaters simultaneously)	On/Off	✓	\$339
BH3130071	Indoor Single 20 Amp Wall Switch	On/Off	✗	\$99
BH3130072	Indoor Dual 20 Amp Wall Switch	On/Off	✗	\$171
BH3130081	Outdoor Single 20 Amp Wall Switch	On/Off	✗	\$139
BH3130082	Outdoor Dual 20 Amp Wall Switch	On/Off	✗	\$229


*Special Order

Scan QR Code to
view details on
**Tungsten
Smart-Heat Gas**





Platinum 300

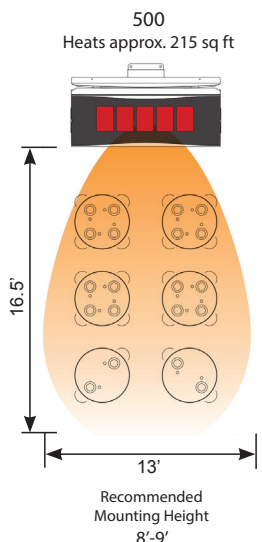
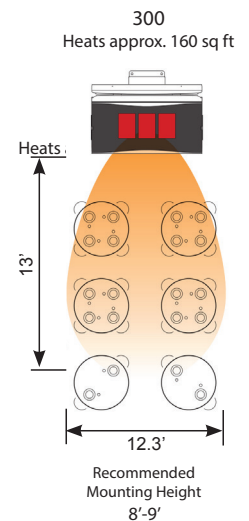
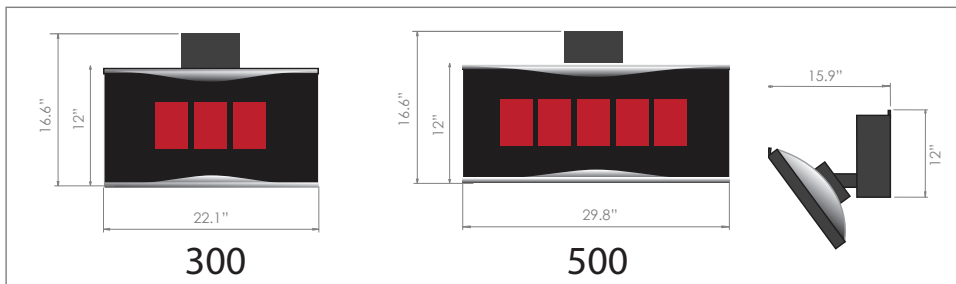


Platinum 500

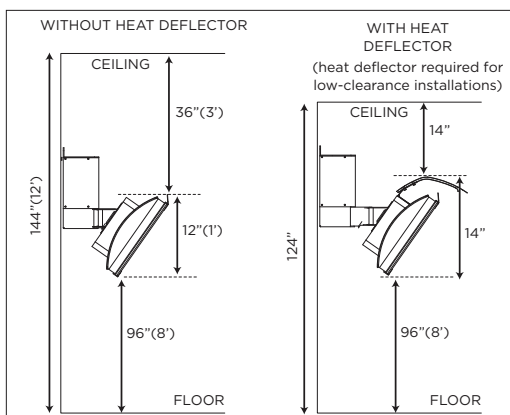
FEATURES

- **Tinted Glass-Ceramic Screen:** The Platinum's screen spreads comfort evenly across an area while emitting a soft red glow.
- **Ceramic Efficiency:** Slow-release ceramic burners efficiently combust gas to fuel the most environmentally friendly gas-fired heating method available.
- **Elegantly Subtle Design:** Equally at home as the stunning centerpiece or supporting from the sidelines.
- **Patented Direct Ignition:** Automated direct ignition eliminates the need for a pilot, resulting in instantaneous ignition.
- **Ultimate Wind Resistance:** Patented screen and ionization probe technology enables remarkable wind resistance, functioning reliably in winds of up to 11 mph.
- **Directional Control:** Easy pivot bracket offers adjustable heat direction and coverage.

DIMENSIONS



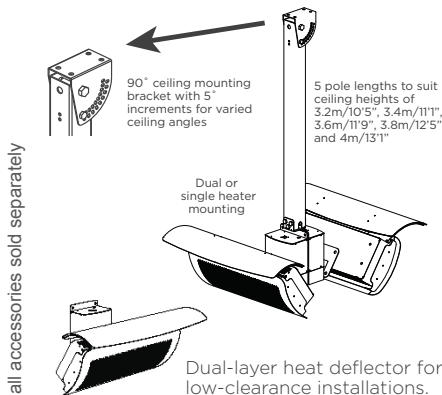
MINIMUM INSTALLATION CLEARANCES



*Non-residential indoor 2500mm

ACCESSORIES*

- Dual-directional ceiling pole
- Ceiling Pole Unit must be mounted 2.5m off the ground (8')
- Dual-layer heat deflector (See part numbers in table below)



PLATINUM SMART-HEAT GAS

Includes standard mounting bracket that can be used for both wall and ceiling, power cord for 110V outlet (requires 2 Amps of electricity to operate). Outlets may be controlled by a standard electrical switch. Multiple outlets and/or heaters may be controlled from 1 switch.

Item #	Model	BTU's	Volts	Amps	# of Burner Tiles	Fuel	Retail
BH0110001-1	300 - NG	23,600	110V	2A	3	NG	\$2,199
BH0110002-1	300 - LP	23,600	110V	2A	3	LP	\$2,199
BH0110003-1	500 - NG	39,800	110V	2A	5	NG	\$2,469
BH0110004-1	500 - LP	39,800	110V	2A	5	LP	\$2,469

See Control Option on page 236.

CEILING MOUNT OPTIONS (Only available in Black)

Item #	Description	Ceiling Height	Retail
BH3030003	9.69" Ceiling Mount Pole	10' 6"	\$342
BH3030004	13.62" Ceiling Mount Pole	10' 10"	\$342
BH3030005	17.56" Ceiling Mount Pole	11' 2"	\$342
BH3030006	25.43" Ceiling Mount Pole	11' 10"	\$342
BH3030007*	33.31" Ceiling Mount Pole	12' 6"	\$342
BH3030008	41.18" Ceiling Mount Pole	13' 1"	\$342

HEAT DEFLECTORS

Used to minimize the amount of ceiling clearance needed for a heater. See diagram on page 12.

Item #	Description	Retail
BH3030001-1	Heat Deflector - 300 Series Platinum	\$279
BH3030002-1	Heat Deflector - 500 Series Platinum	\$321

CONTROLS (Optional)

Item #	Description	Control	Bromic App Required	Retail
BH3130010	On/Off Wireless Switch with 8 hour Timer (Can control up to 4 gas heaters simultaneously)	On/Off	✗	\$369
BH3130051	On/Off Affinity Smart-Heat One Channel Control with Timer (Can control up to 10 gas heaters simultaneously)	On/Off	✓	\$339
BH3130071	Indoor Single 20 Amp Wall Switch	On/Off	✗	\$99
BH3130072	Indoor Dual 20 Amp Wall Switch	On/Off	✗	\$171
BH3130081	Outdoor Single 20 Amp Wall Switch	On/Off	✗	\$139
BH3130082	Outdoor Dual 20 Amp Wall Switch	On/Off	✗	\$229

*Special Order

Scan QR Code to
view details on
**Platinum
Smart-Heat Gas**



TUNGSTEN SMART-HEAT PORTABLE

BROMIC
HEATING



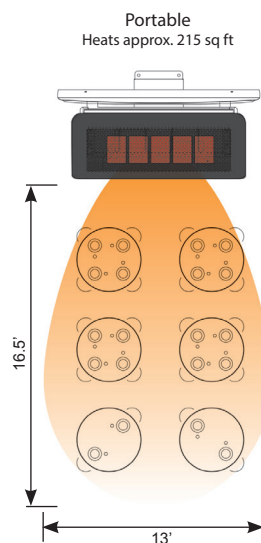
Controls



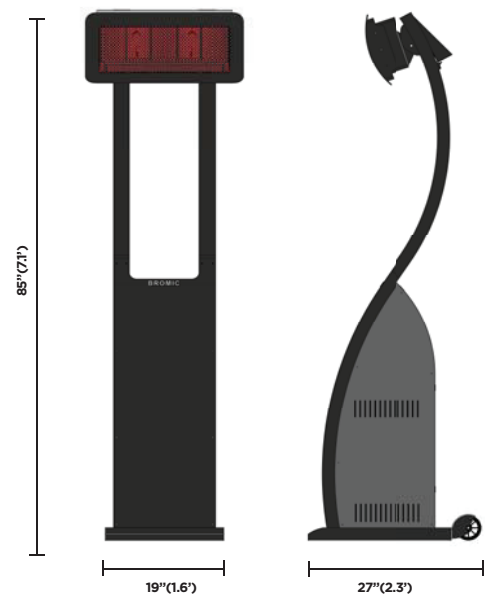
Built-in Wheels

FEATURES

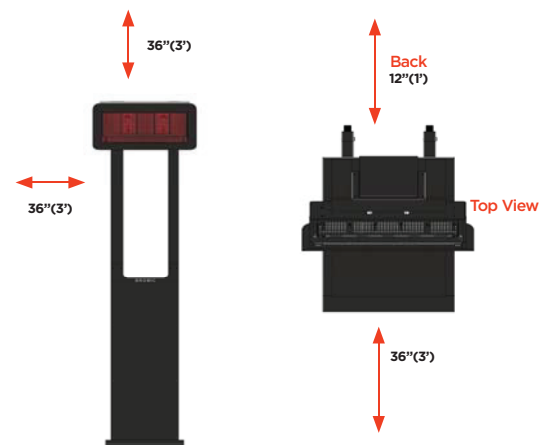
- **Heat Output:** The Tungsten Smart-Heat Portable delivers a widespread heat field.
- **Versatility:** Unique and patented adjustable heat control ensures comfortable heat.
- **Efficiency:** High intensity ceramic burner, delivering optimal heat with minimal heat loss.
- **Wind Resistance:** Specifically built to provide constant and consistent heat in any environment at wind speeds up to 8 mph.
- **Directional Heat:** Innovative adjustable tilting head ensures warmth goes exactly where it is needed.
- **Modular Design:** Functional and pragmatic, the Tungsten Smart-Heat Portable can easily be assembled, dismantled and stored.
- **Maneuverability:** Anti-tilt structure with built-in wheels for easy movement.
- **Soft Touch Ignite:** Battery activated repetitive spark ignition



DIMENSIONS



MINIMUM INSTALLATION CLEARANCES



TUNGSTEN SMART-HEAT PORTABLE



BROMIC OUTDOOR HEATING

TUNGSTEN SMART-HEAT PORTABLE GAS

Controlled by a push button battery igniter. Has a simple dial system to control low to high. Operates on a 20 lb propane tank (sold separately) that is concealed within the base.

Item #	Model	BTU's	# of Burners Tiles	Fuel	Retail
BH0510001	Tungsten Portable - LP	21,300 - 38,500	5	LP	\$2,259
BH0510005	Tungsten Portable - NG	21,300 - 38,500	5	NG	\$2,259

WEATHER COVER

Item #	Description	Retail
BH3030010	Weather Cover, Head Only	\$106

AFFINITY SMART-HEAT CONTROLS

- Control heat output with the Bromic App
- 6 Models provide a range of capacity options
- Compatible with Platinum and Tungsten Electric Models only
- 208V, 240V, and 277V compatible
- Remote Access via Wi-Fi Connectivity
- Timer and scheduling options using the App
- Easily integrated into Business and Home Automation Systems
- Improved waterproof design provides a flexible placement both indoors or outdoors
- Flexible cable gland placement



SMART-HEAT
DIMMER

BROMIC AFFINITY SMART-HEAT APP FEATURES

- Downloads available from the Apple App Store and Google Play Store
- Bluetooth, Wi-Fi, and Ethernet enabled communication
- Control multiple heaters from one device
- Create schedules to set a timer and monitor use
- Voice activation for Google Home and Amazon Alexa Home
- Allow access for multiple users



SMART-HEAT
ON/OFF

AFFINITY SMART-HEAT CONTROL OPTIONS

Item #	Description	Wattage Capacity	Control	Bromic App Required	Retail
BH3130061	One Channel Dimmer	6,000W	Dimmer	✓	\$719
BH3130062	Two Channel Dimmer	12,000W	Dimmer	✓	\$1,129
BH3130063	Five Channel Dimmer	30,000W	Dimmer	✓	\$3,849
BH3130051	One Channel On/Off	6,000W	On/Off	✓	\$339
BH3130052	Two Channel On/Off	12,000W	On/Off	✓	\$519
BH3130053	Five Channel On/Off	30,000W	On/Off	✓	\$1,929
BH3130070	Ethernet Expansion Board (Compatible with One and Two Channel Smart-Heat controls to integrate with Home Automation)				\$352

Notes:

Each channel has a max capacity of 6,000 watts. Each channel of the same controller should assume the same wattage heaters.

The Affinity Smart-Heat Controls require a smart device with internet connectivity, as well as the Bromic Affinity Smart-Heat App which is available for download through the Apple App Store and Google Play Store.



Scan QR Code for
Smart-Heat Manual

HEATER WALL SWITCHES



WALL SWITCHES

- Turn heaters on and off with a simple wall switch
- 4 Models include single and dual switch options for both indoors and outdoor installation.
- Compatible with all Platinum and Tungsten Gas and Electric Models
- 110V to 277V compatible
- Easy to install, easy to use



INDOOR
WALL SWITCH



OUTDOOR
WALL SWITCH

ON/OFF WALL SWITCHES

Item #	Description	Wattage Capacity	Retail
BH3130071	Indoor Single 20 Amp Wall Switch	Single Element	\$99
BH3130072	Indoor Dual 20 Amp Wall Switch	Dual Element	\$171
BH3130081	Outdoor Single 20 Amp Wall Switch	Single Element	\$139
BH3130082	Outdoor Dual 20 Amp Wall Switch	Dual Element	\$229



Scan QR Code for
Switches Manual



Switch Compatibility
Chart



4-CHANNEL WIRELESS ON/OFF REMOTE

- Max allowance per controller is 6,800 Watts at 240V.
- Maximum of 2 heaters wired directly to the controller.
- The controller will be wired directly to the electrical service panel.
- The wireless remote must be installed within 100' of the controller.
- Includes a timer feature that will turn heaters off automatically. (Minimum of 1 hour and a maximum of 8 hours)



Scan QR Code for
Manual

ON/OFF WIRELESS CONTROLS

Item #	Description	Retail
BH3130010	ON/OFF Wireless Switch with 8 hour Timer (Can control up to 4 gas heaters simultaneously) (Compatible with Tungsten and Platinum Gas and Electric units) (Includes controller with timer and wireless remote.)	\$369

SPECIFICATIONS	ON/OFF CONTROLLER
Model	BH3130010
Power Supply	110/230VAC, 31A max, Single Phase
Max Output Power CHANNEL	3400W @ 230VAC 1500W @ 110VAC
Reception Frequency	916MHz
Operating Temperature Range	-4 to 122°F
Protection Class	IP54

HEATER TYPE	INSTALLATION OPTIONS
Electric (240V)	Option 1: 1 x 6000W Option 2: 1 x 4500W Option 3: 1 x 4000W Option 4: 2 x 3400W Option 5: 2 x 3000W Option 6: 2 x 2300W Option 7: 2 x 2000W
Gas	Option 1: 1 x Gas Heater per output Option 2: 2 x Gas Heaters per output

HEAT PLANNING GUIDE

Answer these questions to help plan out your Bromic Heating project.

1) How big is the space you are looking to heat? (LxW)

2) What are you trying to heat?

☐ Entire space

☐ Focus on a few areas

3) Can you supply plans, pictures, or drawings of the space?

☐ Yes

☐ No

4) Is your space covered or open?

☐ **COVERED**

Ceiling Type:

☐ Pitched/Vaulted

☐ Flat

Ceiling Height:

Ceiling Material:

☐ **OPEN**

What are you mounting to?

5) Select Heat Type, Electric or Gas/Mounting/Controls:

☐ **ELECTRIC**

Voltage Supply:

☐ 208

☐ 240

☐ 277

Phase:

☐ Single Phase (1PH)

Mounting:

☐ Surface → If Surface, choose: ☐ Wall

☐ Ceiling

☐ Recessed → If Recessed, specify color:

Controls:

☐ On/Off

☐ Dimming Capability

Is there a home automation system present?

☐ Yes

☐ No

☐ **GAS** (Covered areas need a minimum of 10.5' ceilings)

Fuel Type:

☐ NG

☐ LP

Surface Mount:

☐ Wall

☐ Ceiling

Portable:

☐ Yes

☐ No

Contact Name:

Contact E-mail:

Contact Phone::

Project Name: