



Scan QR Code
for current
pricing.

BROILMASTER GRILLS

BROILMASTER

GAS GRILL HEADS | CARTS | ISLAND COMPONENTS

REV: 07/15/25



TABLE OF CONTENTS

GAS GRILLS

BSB Grill Heads & Carts..... 2

BSG Grill Heads & Carts 4

GAS GRIDDLE

Griddle Head & Cart..... 6

BUILT-IN GRILL COMPONENTS

Side Burners..... 7

Door Components 8

Drawer Components..... 9

Refrigeration 10

LITERATURE

Item No	Description	Retail
010142	Broilmaster Literature	N/C
01031	Broilmaster Specifications Guide	N/C

B-SERIES GAS GRILLS



25" BASIC
on Cart



32" BASIC / FULLY LOADED /
MARINE GRADE
on Cart



40" FULLY LOADED

STANDARD FEATURES

- 14,000 BTU's per Burner
- Double Lined Hood
- Stainless Steel Warming Rack
- Heavy-Duty Cooking Grids
- Flare Control Vaporizer
- Heat Zone Dividers
- Flame Thrower Ignition
- Slide Out Drip Tray
- Built-in Thermometer
- Available in Built-in and Cart Models
- Available in NG or LP (Ships with opposite gas conversion kit)

SPECIFICATIONS

FEATURE	25" BASIC	32" BASIC	32" FULLY LOADED	32" MARINE FULLY LOADED	40" FULLY LOADED
Construction	304SS	304SS	304SS	316SS	304SS
Number of Burners	3	4	4	4	5
Burner Style	SS Tube	SS Tube	Cast SS	316 Cast SS	Cast SS
Cooking Surface	544 sq. in.	690 sq. in.	690 sq. in.	690 sq. in.	853 sq. in.
Cooking Grates	8 mm	8 mm	8 mm	316 SS - 8 mm	8 mm
Knob Lights	✗	✗	✓	✓	✓
Interior Lights	✗	✗	✓	✓	✓
Rotisserie Burner	✗	✗	14,000 BTU	14,000 BTU	15,000 BTU
Rotisserie Kit <i>(Optional)</i>	✗	✓	✓	✓	✓

B-SERIES GAS GRILLS



GRILL HEADS

Cut-Out Dimensions 25": 8 ½"H x 23 ⅝"W x 20 ½"D

Cut-Out Dimensions 32": 8 ½"H x 31"W x 20 ½"D

Cut-Out Dimensions 40": 8 ½"H x 38"W x 20 ½"D

Item # - NG	Item # - LP	Description	Retail
BSB253NLN	BSB253NLP	25" Grill Head - Basic, 3 Burner	\$1,399
BSB324NLN	BSB324NLP	32" Grill Head - Basic, 4 Burner	\$1,599
BSB324N	BSB324P	32" Grill Head - Fully Loaded, 4 Burner	\$2,199
BSB324MGN	BSB324MGP	32" Grill Head Marine Grade - Fully Loaded, 4 Burner	\$2,599
BSB405N	BSB405P	40" Grill Head - Fully Loaded, 5 Burner	\$2,649

CART

(Requires Grill Head) Cart with Double Doors, 2 Fixed Side Shelves, and locking casters

Item #	Description	Retail
BSACT25	Cart, 25"	\$599
BSACT32	Cart, 32"	\$699
BSACT40	Cart, 40"	\$799

WEATHER COVERS

Keep your grill protected from the elements. (Black Only)

Item #	Description	Retail
BSACV26S	25" Weather Cover, Grill Head	\$74
BSACV34S	32" Weather Cover, Grill Head	\$84
BSACV42S	40" Weather Cover, Grill Head	\$94

INSULATED JACKETS

(Used when installing the grill into a combustible island structure. Double Lined)

Item #	Description	Cut-Out Dimensions	Retail
BSASL25	25" Grill Insulated Jacket	8 ⅞"H x 26"W x 21 ¼"D	\$439
BSASL32	32" Grill Insulated Jacket	8 ⅞"H x 33 ¾"W x 21 ¼"D	\$459
BSASL40	40" Grill Insulated Jacket	8 ⅞"H x 41"W x 21 ¼"D	\$499

ACCESSORIES

Item #	Description	Retail
BSAMR32	Rotisserie Kit, 32" Grill	\$169
BSAMR40	Rotisserie Kit, 40" Grill	\$179
NG12	Quick Disconnect Hose Kit, 12 ft.	\$114
B069756	LP Low Pressure Hose and Regulator (used when converting NG grill to LP with 20lb tank)	\$27

G-SERIES GAS GRILLS



26" - 2 BURNER
BSG262N



34" - 3 BURNER
BSG343N



42" - 4 BURNER
BSG424N

GRILL HEAD FEATURES

- 18,000 BTU per Burner
- Double Lined Easy Spring Assist Open Lid
- Retract-A-Rack
- Multi-Level Cooking Grids
- Flare Control Vaporizer
- Heat Zone Dividers
- Flame Thrower Ignition
- Easy Slide Drip Tray



Retract-A-Rack



Multi-Level Cooking Grids



Bow Tie Burner



Flame Tamer

CART FEATURES

- Includes two soft close doors for easy storage.
- Side shelves provide additional space for food prep, and fold down for convenient storage when not in use.
- Locking Casters



Control Knob Lights



Drip Tray

SPECIFICATIONS

FEATURE	26"	34"	42"
Construction	304SS	304SS	304SS
Number of Burners	2	3	4
Burner Style	Cast SS Bow Tie	Cast SS Bow Tie	Cast SS Bow Tie
Cooking Surface	540 sq. in.	726 sq. in.	918 sq. in.
Cooking Grates	8 mm	8 mm	8 mm
Knob Lights	✓	✓	✓
Interior Lights	✓	✓	✓
Rotisserie Burner	✗	11,000 BTU	11,000 BTU
Rotisserie Kit (Optional)	✓	✓	✓



42" Grill on Cart

BROILMASTER GRILLS

GRILL HEADS

(LP Conversion Kit Included. If using a 20 lb propane tank, Item # B069756 required.)

Item #	Description	Cut Out Dimensions	Retail
BSG262N	26" Grill, 2 Burner - NG	11 ¾"H x 23 ½"W x 21"D	\$2,249
BSG343N	34" Grill, 3 Burner - NG	11 ¾"H x 31 ½"W x 21"D	\$2,649
BSG424N	42" Grill, 4 Burner - NG	11 ¾"H x 39 ½"W x 21"D	\$3,249
B069756	Hose & Regulator w/ Q.C.C. (female pipe fitting) - for use with 20 lb propane tank		\$27

CARTS

(Requires Grill Head) 304 Stainless Steel Cart includes 2 soft close doors and fold down side shelves.

Item #	Description	Retail
BSACT26	Cart, 26"	\$949
BSACT34	Cart, 34"	\$999
BSACT42	Cart, 42"	\$1,079

WEATHER COVERS

Keep your grill protected from the elements. (Black Only)

Item #	Description	Retail
BSACV26S	26" Weather Cover, Grill Head Only	\$74
BSACV34S	34" Weather Cover, Grill Head Only	\$84
BSACV42S	42" Weather Cover, Grill Head Only	\$94
BSACV26L	26" Weather Cover, Grill Head and Cart	\$124
BSACV34L	34" Weather Cover, Grill Head and Cart	\$135
BSACV42L	42" Weather Cover, Grill Head and Cart	\$145

INSULATED SLEEVES

(Used when installing the grill into a combustible island structure. Double Lined)

Item #	Description	Cut Out Dimensions	Retail
BSASL26	26" Grill Insulated Sleeve	12 ¾"H x 25 ¾"W x 22 ¾"D	\$489
BSASL34	34" Grill Insulated Sleeve	12 ¾"H x 33 ¾"W x 22 ¾"D	\$529
BSASL42	42" Grill Insulated Sleeve	12 ¾"H x 41 ¾"W x 22 ¾"D	\$589

ACCESSORIES

Item #	Description	Retail
BSAVR	Infrared Sear Burner, 18,000 BTU's (Replaces one Bow Tie Burner)	\$244
BSATY	Smoker Tray, Drop-In	\$74
BSAMR26*	Rotisserie Kit 26" Grill	\$174
BSAMR34	Rotisserie Kit 34" Grill	\$174
BSAMR42	Rotisserie Kit 42" Grill	\$184
NG12	Quick Disconnect Hose Kit 12 ft	\$114

*Special Order



Infrared Sear Burner



Smoker Tray



Rotisserie Kit



GRIDDLE

GRIDDLE HEADS

Item # - NG	Item # - LP	Description	Cut-Out Dimensions	Retail
BSB322GN	BSB322GP	32" Griddle Head	8 ½"H x 31"W x 20 ½"D	\$1,849

CARTS *(Requires Griddle Head)*

Item #	Description	Retail
BSACT32	Cart, 32"	\$699

WEATHER COVERS *Keep your griddle protected from the elements. (Black Only)*

Item #	Description	Retail
BSACV34S	32" Weather Cover, Griddle Head	\$84
BSACV34L	32" Weather Cover, Griddle Head and Cart	\$135

INSULATED SLEEVE *(Used when installing the griddle into a combustible island structure. Double Lined)*

Item #	Description	Cut-Out Dimensions	Retail
BSASL32	32" Griddle Insulated Sleeve	8 ¾"H x 33 ¾"W x 21 ¼"D	\$459

ACCESSORIES

Item #	Description	Retail
NG12	Quick Disconnect Hose Kit, 12 ft.	\$114
B069756	LP Low Pressure Hose and Regulator <i>(used when converting NG griddle to LP with 20lb tank)</i>	\$27

GRIDDLE FEATURES

- 304 SS Construction
- Two 18,000 BTU SS U-Burner
- 462 sq. in. Heavy Duty Flat Top Cooking Surface
- Stainless Steel Lid
- Flame Thrower Ignition
- Slide Out Drip Tray
- Control Panel Lights
- Available in Built-in and Cart Models
- Available NG or LP *(Ships with opposite gas conversion kit)*
- Lifetime Warranty



Cart
Double door, fixed side shelves,
and casters

SIDE BURNERS



SINGLE SIDE BURNER
BSAF12DN



DOUBLE SIDE BURNER
BSABF12N



POWER SIDE BURNER
BSABW16N

BURNERS

All Side Burners come ready for Natural Gas and include lid and propane conversion kit. (See owner's manual for instructions.) (LP Conversion Kit Included. If using a 20 lb propane tank, Item # B069756 required.)

Item #	Description	Cut-Out-Dimensions	Retail
BSAF12DN	Single Side Burner - 12", Drop-in - NG	3"H x 11 1/4"W x 18"D	\$389
BSABF12N	Double Side Burner - 12", Slide-in - NG	11 3/4"H x 11 7/8"W x 21"D	\$695
BSABW16N	Power Side Burner - 16", Slide-in - NG	11 3/4"H x 15"W x 19"D	\$1,199
B069756	Hose & Regulator w/ Q.C.C. (female pipe fitting) - for use with 20 lb propane tank		\$27

INSULATED SLEEVES

(Used when installing the side burner into a combustible island structure. Double Lined)

Item #	Description	Cut-Out Dimensions	Retail
BSASL12	Insulated Sleeve for 12" Double Side Burner (BSABF12N)	12 7/8"H x 13 3/8"W x 22 1/8"D	\$335
BSASL16	Insulated Sleeve for 16" Power Side Burner	12 7/8"H x 16 3/8"W x 20"D	\$355

FEATURES

- 304 Stainless Steel Construction
- Designed for Easy Installation
- Full Drip Tray (Models: BSABF12N, BSABW16N)
- Lifetime Parts Warranty (See owner's manual for list of parts)

SPECIFICATIONS

FEATURE	BSAF12DN	BSABF12N	BSABW16N
Total BTU's	12,000	24,000	60,000
Burner Type	Stainless Steel	Cast Stainless Steel	Cast Stainless Steel
Side Burner Lid	Stainless Steel	Stainless Steel	Stainless Steel
Knob Lights	✗	✗	✗

FEATURES

- Customize your storage with doors and drawers
- Available in multiple sizes and configurations to suit your needs
- Soft close feature prevents hard closures, keeping contents in place and extending the life of the components
- Accessories are made with high-quality 304 stainless steel
- Double lined drawer and door fronts



BSAD2622D



BSAD3422D



BSAD4222D



BSAD1722



BSAD2422



BSAW3422SD



BSAW4222ST

DOOR COMPONENTS

Item #	Description	Cut-Out Dimensions	Retail
BSAD2622D	26" Double Door	19 ¼"H x 23 ¼"W	\$429
BSAD3422D	34" Double Door	19 ¼"H x 31 ¼"W	\$469
BSAD4222D	42" Double Door	19 ¼"H x 39 ¼"W	\$489
BSAD1722	17"W x 22"H Single Vertical Door	19 ¼"H x 14 ¼"W	\$265
BSAD2422	24"W x 22"H Single Vertical Door	19 ¼"H x 21 ¼"W	\$315
BSAW3422SD	34" Single Door / Double Drawer Combo	19 ¾"H x 31 ¼"W x 19 ¾"D	\$825
BSAW4222ST	42" Single Door / Triple Drawer Combo	19 ¾"H x 39 ¼"W x 19 ¾"D	\$999

FEATURES

- Customize your storage with doors and drawers
- Available in multiple sizes and configurations to suit your needs
- Soft close feature prevents hard closures, keeping contents in place and extending the life of the components
- Accessories are made with high-quality 304 stainless steel



BSAW1826R



BSAW1826T



BSAW2022



BSAW2022D

DRAWER COMPONENTS

Item #	Description	Cut-Out Dimensions	Retail
BSAW1826R	Singe Trash Drawer (Trash bin not included)	23 ¼"H x 15 ¼"W x 16 ½"D	\$609
BSAW1826T	18" Triple Drawer	23 ¼"H x 15 ⅞"W x 19 ¾"D	\$899
BSAW2022	20" Single Drawer - for Propane Tank	19 ¼"H x 17 ¼"W x 16"D	\$529
BSAW2022D	20" Double Drawer	19 ¼"H x 17 ⅞"W x 19 ¾"D	\$559



Outdoor Kitchen Island Components

Features: Stainless Steel Construction, Digital Thermostats, and LED lighting.



191812

FRIDGE

\$2,420

191812

5.0 cu. ft
Glass Front
SS Exterior | SS Interior
Dimensions: 34" H x 23 5/8" W x 23 1/2" D



191821


FREEZER

\$2,775

191821

4.6 cu. ft
Stainless Steel
Dimensions: 34" H x 23 5/8" W x 23 5/8" D

BROILMASTER GRILLS




191814

KEGERATOR

\$2,920

191814

Single Dispensary
Stainless Steel
Freestanding or Built-in
Fits 1 Full or 1/4 Keg | Fits (2) 1/2 Kegs
Dimensions: 33 1/2" H x 24" W x 25 7/8" D



191815

KEGERATOR

\$2,805

191815

Twin Dispensary
Stainless Steel
Freestanding or Built-in
Fits (1) 1/4 Keg | Fits (2) 1/2 Kegs
Dimensions: 34 3/8" H x 23 3/8" W x 24 1/8" D

SUMMIT ADA APPLIANCES

ADA Compliant Components



Features: 32" height for use under lower ADA compliant counters, Weatherproof Stainless Steel Construction, Digital Thermostats, and LED lighting.



191831

FRIDGE

\$2,485

191831

5.5 cu. ft

SS Exterior

Dimensions: 32 1/4" H x 23 3/4" W x 25" D



191832

TWO-DRAWER FRIDGE

\$2,530

191832

4.8 cu. ft

SS Exterior

Unit can be raised to 34.25", with a taller kickplate included

Dimensions: 32" H x 23 3/8" W x 22 3/4" D



191851

ICE MAKER


\$2,782

191851

SS Exterior

Produces 7/8" x 7/8" x 7/8" clear ice cubes, Can make up to 50 lbs. of clear ice cubes in a day cycle and store up to 25 lbs. per day.

Dimensions: 32 3/8" H x 14 1/2" W x 23 1/4" D



191841

KEGERATOR

\$3,471

191841

Twin Dispensary

SS Exterior

Includes a 5 lb. CO2 tank and regulator, dual tap draft arm, Sankey American tap, connection hardware, and cleaning kit

Twin draft tower allows you to serve from two 1/6 (sixtel) sized kegs

Dimensions: 32 1/4" H x 23 3/4" W x 24 3/4" D